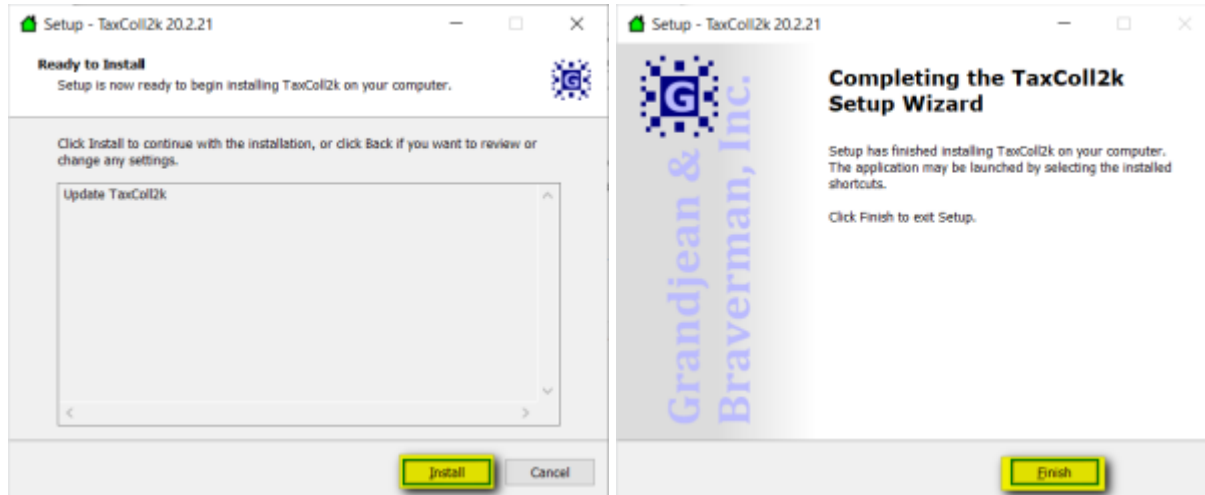


# Installing Program Update From Website

1. Click this link to download the latest copy of our full installer: [TaxColl2k Setup](#)
2. Choose to "Open" or "Run" the file (see below for browser-specific screenshots)
3. Click [Install] then [Finish]

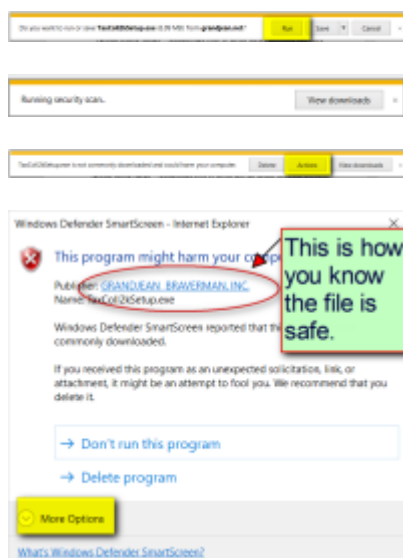


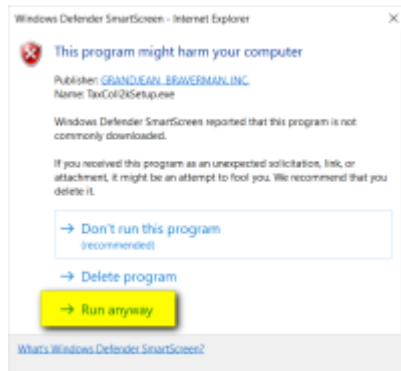
## Troubleshooting

Listed below are some problems you may encounter and how to deal with them.

### Internet Explorer: Windows Smart Screen

Here are some screenshots you may encounter when downloading our setup program in Internet Explorer. We've highlighted the buttons you should click in **yellow** in each screenshot:





## TECHNICAL NOTES



Computer viruses are often disguised as popular programs. To help users avoid installing these impostors, Microsoft warns a user when they download a file that is not commonly downloaded. Unfortunately, for small software developers like us, our programs are automatically deemed "suspicious" because they are not downloaded by lots of people.

For your security, we digitally sign all of our installers. That's why you see "Grandjean & Braverman" listed as the "Publisher" when you run our setup files.

From:

<https://grandjean.net/wiki/> - **Grandjean & Braverman, Inc**

Permanent link:

[https://grandjean.net/wiki/tax\\_coll/install/online?rev=1582842790](https://grandjean.net/wiki/tax_coll/install/online?rev=1582842790)

Last update: **2020/02/27 22:33 UTC**

