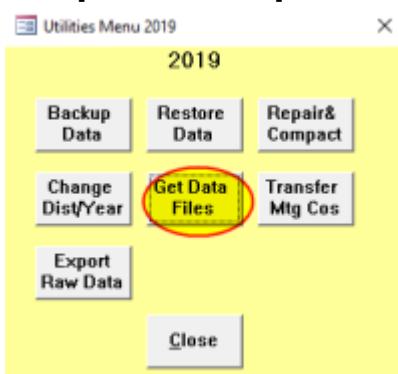


Download Municipal Data Files (spring bills)

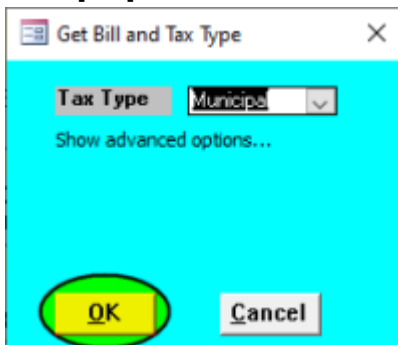
- Click [Utilities] on the Main Menu



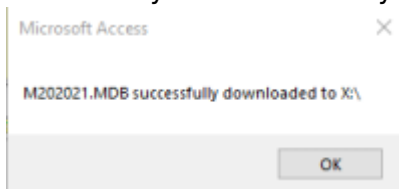
- Click [Get Data Files] button on the Utilities Menu



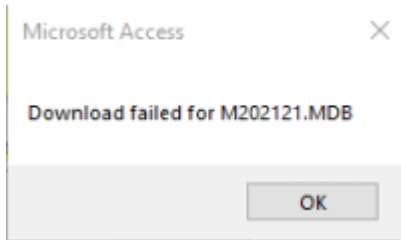
- Click [OK] to download the data file



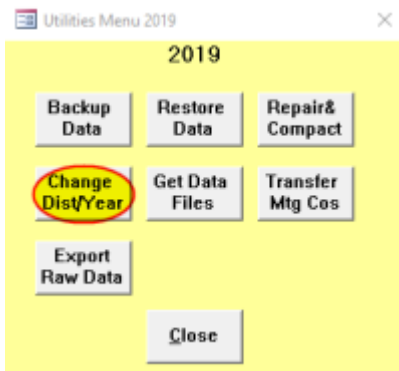
- If the download succeeds, you should see a message that the file "Myyyyxx.MDB" successfully downloaded to your data directory:



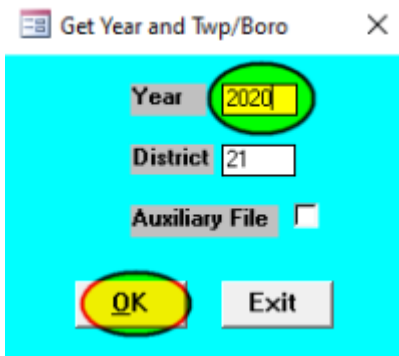
- If the download fails, you will see a message to that effect. Most likely, this means that the data file is not yet available for download.



- If the download succeeded, click [Change Dist/Year] to switch to the new file:



- Enter the Year of the new data file then click [OK] to switch to it:



From:
<https://grandjean.net/wiki/> - Grandjean & Braverman, Inc

Permanent link:
https://grandjean.net/wiki/tax_coll/install/muni_data?rev=1582391677

Last update: 2020/02/22 17:14 UTC

