

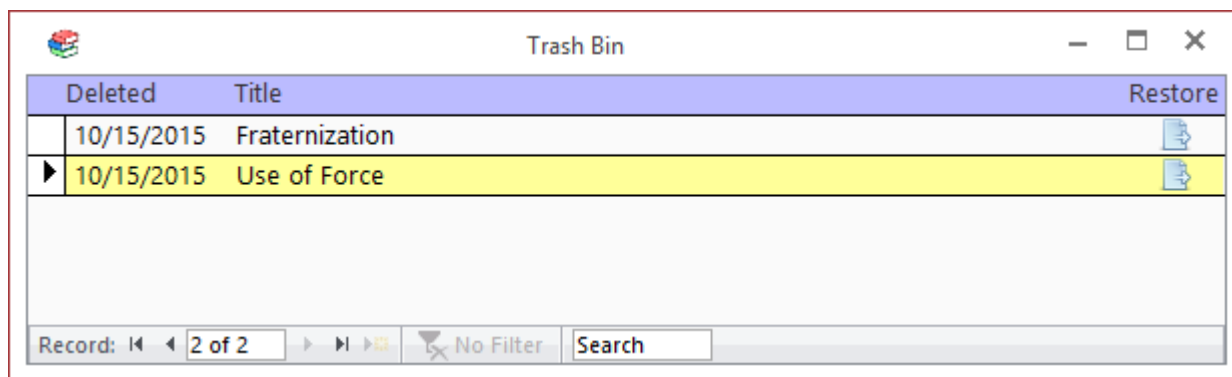
Trash Bin

This form contains policies that have been previously [deleted](#).



To restore a deleted policy, simply click the policy's restore icon on the far right part of the row. You will be prompted to confirm the action.

Once confirmed the policy will be moved back to the table of contents and its associated source document (if any) will be restored as well. Restored policies are placed at the end of the table of contents upon being restored.

There is currently no way to permanently remove a policy from the Trash Bin.



The screenshot shows a window titled "Trash Bin" with a table of deleted policies. The table has three columns: "Deleted", "Title", and "Restore". There are two rows of data. The first row has a date of "10/15/2015" and a title of "Fraternization". The second row has a date of "10/15/2015" and a title of "Use of Force". Both rows have a restore icon in the "Restore" column. The second row is highlighted in yellow. Below the table is a status bar with a record count of "2 of 2", a filter set to "No Filter", and a search box.

Deleted	Title	Restore
10/15/2015	Fraternization	
10/15/2015	Use of Force	

Record: 2 of 2 No Filter Search

From:

<https://grandjean.net/wiki/> - Grandjean & Braverman, Inc

Permanent link:

https://grandjean.net/wiki/pm/trash_bin_form?rev=1444914731

Last update: **2015/10/15 13:12 UTC**

