

Wayne County Commercial Assessment

Microsolve Manual

The following manual will walk you step by step on how to access the Microsolve system to get Commercial Cost Reports

Note - You must be a licensed assessor to access the Microsolve system. You will also need to have the Assessor2k program open to access the login credentials

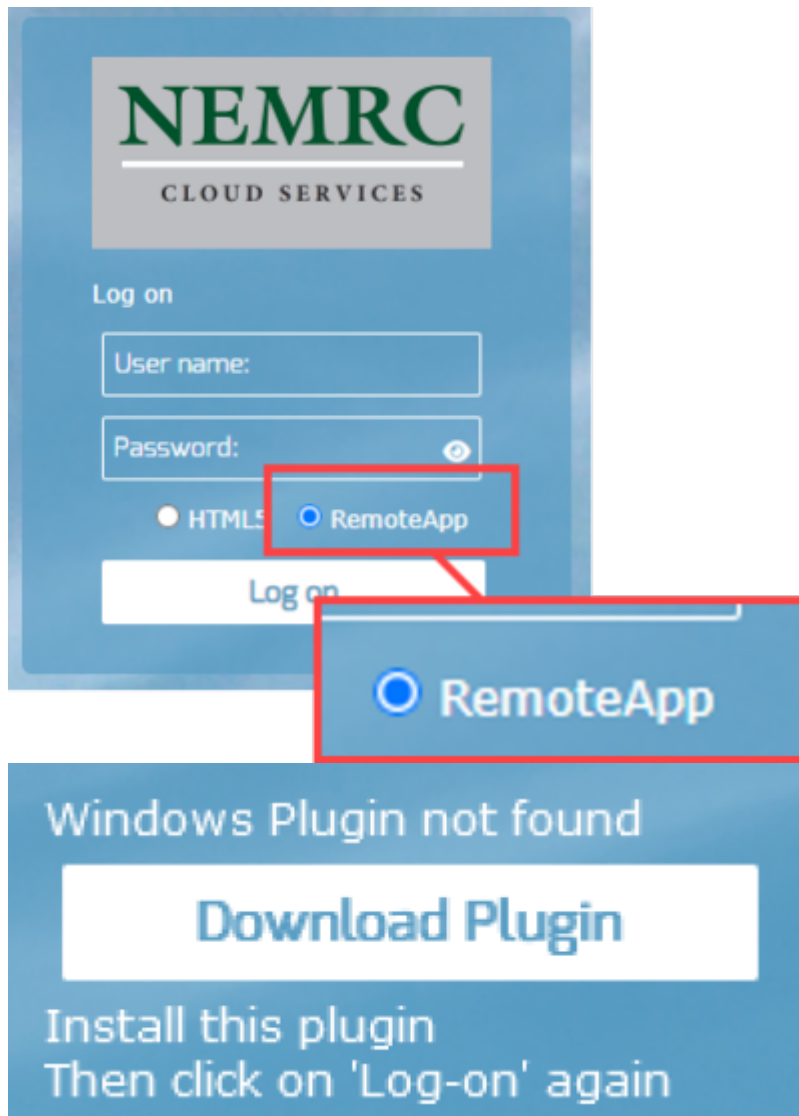
Step 1 - Connect

Since Microsolve is an cloud based resource, you must first go to the website to log in. Click the following link or type into your internet browser's address bar: <https://cloud.nemrc.com/>



Step 2 - Enter Credentials

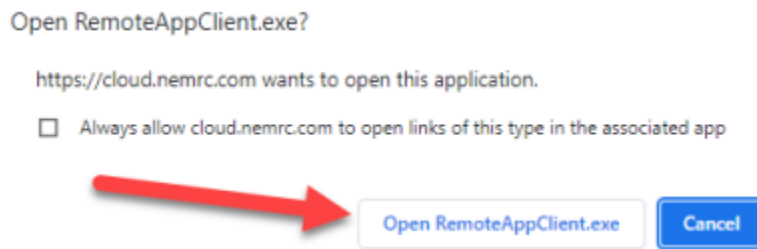
Now that you are at the login page, you must put in the credentials. You will also notice, just above the "Log on" button, there are 2 radio buttons. You want to make sure that the "Remote Desktop App" button is selected. **Refer to Assessor2k's Credentials Section for USERNAME and PASSWORD**



NOTE: If it is your first time logging in, or your first time in a while, you may receive an extra message saying, "Windows Plugin not found". You can click on the "Download Plugin" button.

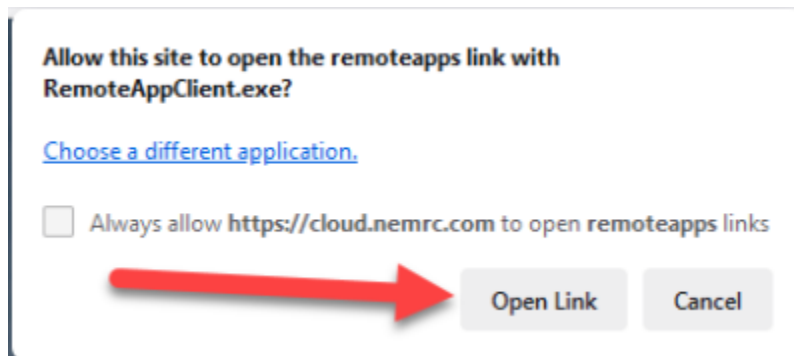
Step 3 - Run the Program

You will now be prompted by your browser asking for permission to run the program. Each browser displays a differently, but you want to allow the program to run. Then you will see a "pop-up" window that displays the app is starting.



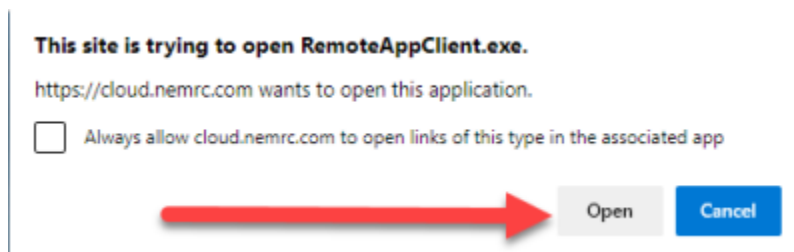
<html> <p style="font-weight: bold; text-align:center; font-size: 20px;">Google Chrome</p>

<center></html>



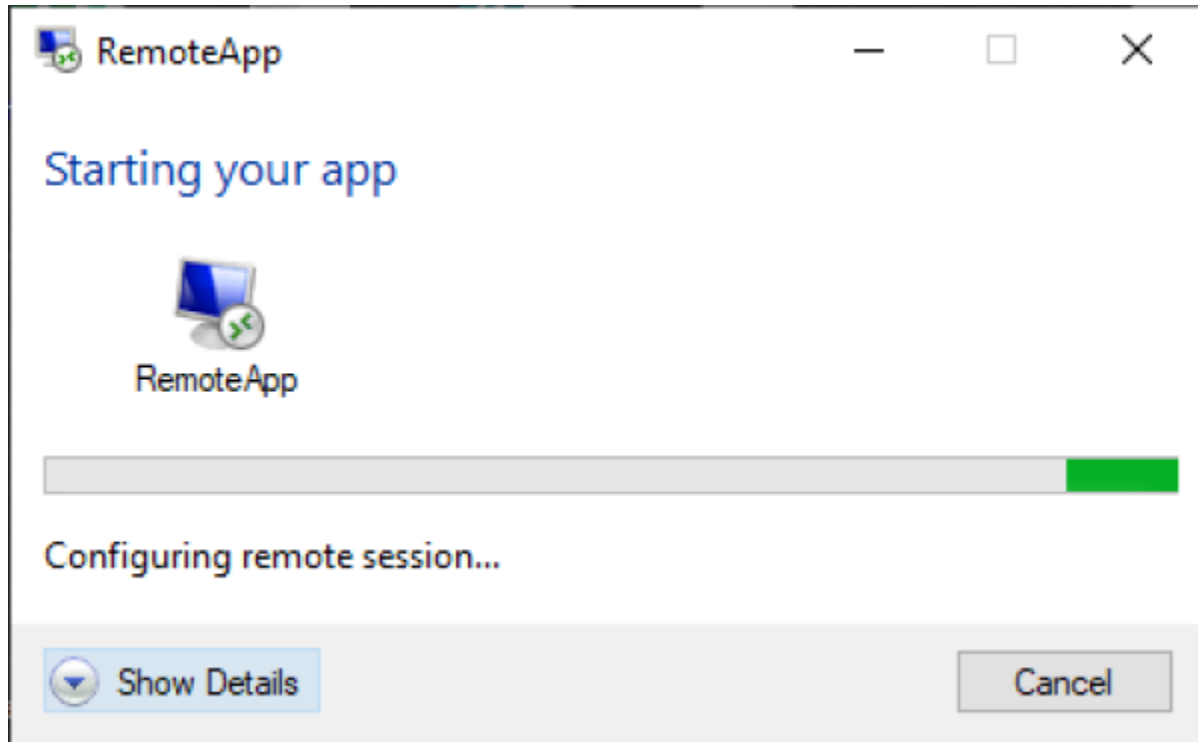
<html> <p style="font-weight: bold; text-align:center; font-size: 20px;">Mozilla Firefox</p>

<center></html>



<html> <p style="font-weight: bold; text-align:center; font-size: 20px;">Microsoft Edge</p>

<center></html>



From:
<https://grandjean.net/wiki/> - Grandjean & Braverman, Inc

Permanent link:
<https://grandjean.net/wiki/assesor/micosolve?rev=1688051693>

Last update: **2023/06/29 15:14 UTC**

